

Solid State Relay

SV Series Single Phase AC Output



- Zero Crossing or Random-on Switching
- Ratings from 10-75A @ 24-660VAC
- SCR Output
- DC or AC Input
- With Integrated Heatsink
- LED Indication
- Built-in RC Snubber Circuit
- On Panel or 35mm Rail(DIN EN50022)

Product Description

SV Series is an industrial solid state relay with an integrated heatsink, width at 30mm or 50mm. With din-rail clips, can be mounted on 35mm din-rail or be screwed on the panel. The product offers four control voltage specifications: 4 ~ 32VDC or 90~280VAC, the load voltage is 24 ~ 280VAC, 24 ~ 530VAC and 24 ~ 660VAC, load current 10A, 20A,30A,40A, 50A, and 75A.

Product Selection

ASR	-	SV	480	D	30	Z	W	-L	M
	Packing - : Bulk Packing A-Z	SV Series	Load Voltage 240:240VAC 480:480VAC 600:600VAC	Control Voltage Type D:DC Control A:AC Control	Load Current 10:10Amp 20:20Amp 30:30Amp 40:40Amp 50:50Amp 75:75Amp	Switching Mode Z: Zero Crossing R: Random- on	Control Voltage W: 4-32VDC Y: 90- 280VAC	LED Indication Blank: Without L: With LED	Overvoltage Protection Blank: Without M:MOV T:TVS

Technical Specification

INPUT CIRCUIT		
Control Voltage Range	AC Control	90-280VAC
	DC Control	4-32VDC
Must Turn-on Voltage	AC Control	90VAC
	DC Control	4VDC
Must Turn-off Voltage	AC Control	15VAC
	DC Control	1VDC
Maximum Input Current	DC Input Zero-crossing	25mA@280VAC
	DC Input Random-on	25mA@32VDC
	AC Input	25mA@280VAC

Solid State Relay

SV Series Single Phase AC Output

OUTPUT CIRCUIT		
Load Voltage	240V	24-280VAC
	480V	24-530VAC
	600V	24 -660VAC
Maximum Turn-on Time	DC Input Random-on	1ms
	DC Input Zero-crossing	10ms
	AC Input	40ms
Maximum Turn-off Time	AC Control	40ms
	DC Control	10ms
Maximum Surge Current (@10ms)	10A	200A
	20A	300A
	30A	500A
	40A	600A
	50A	650A
	75V	750A
Maximum I ² t For Fusing [@10ms]	10A	200A ² S
	20A	450A ² S
	30A	1250A ² S
	40A	1800A ² S
	50A	2112A ² S
	75V	2812A ² S
Transient Overvoltage	240V	600Vpk
	480V	1200Vpk
	600V	1600Vpk
Maximum Off-state Leakage Current [@ Rated Voltage]		10mA
Maximum On-state Voltage Drop [@ Rated Current]	Typical	1.25Vrms
	Max.	1.6Vrms
Minimum Off-state dv/dt [@ Maximum Rated Voltage]		500V/μs

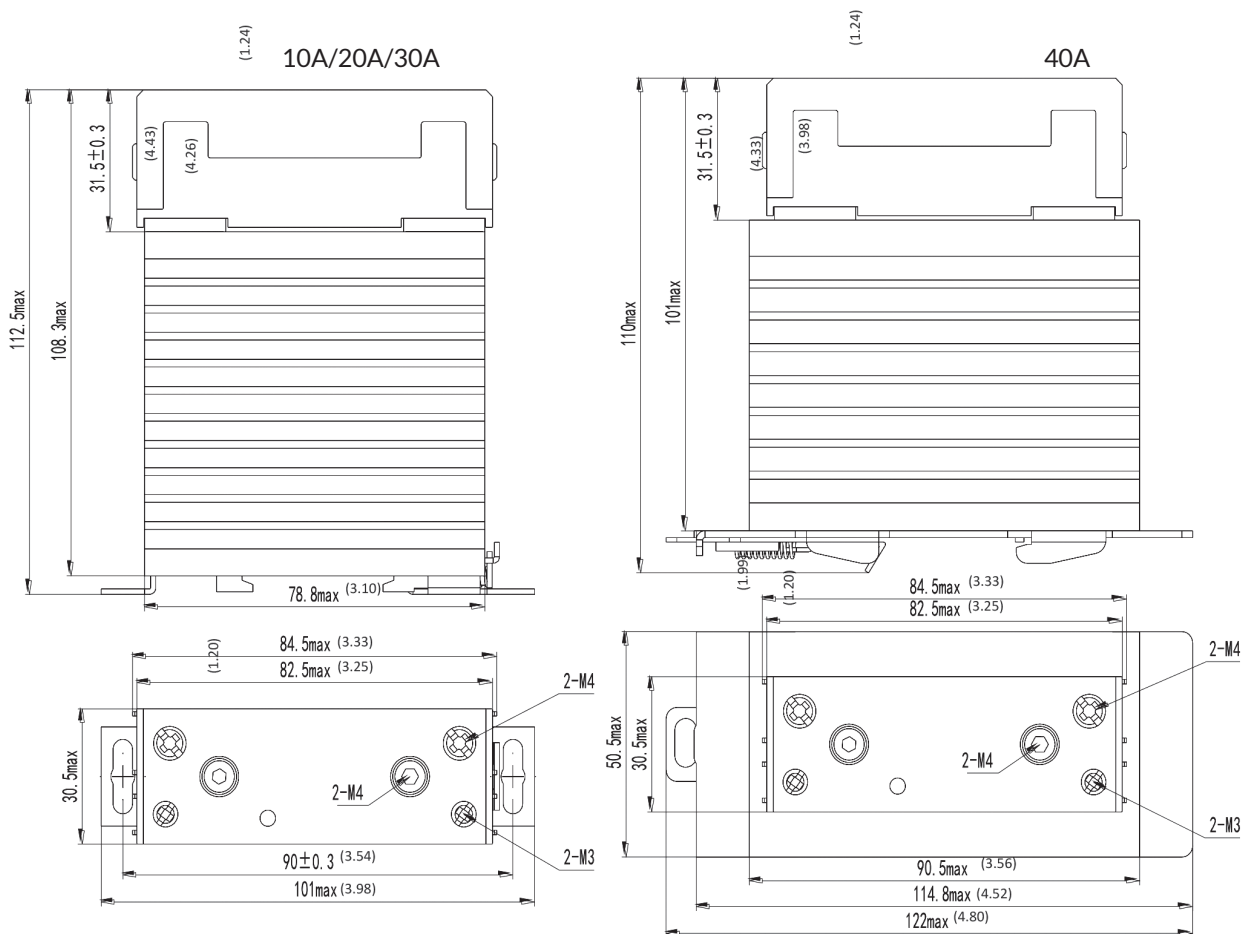
Solid State Relay

SV Series Single Phase AC Output

GENERAL INFORMATION		
Dielectric Strength [50/60Hz]	Input/Output	4000Vrms
	Input,Output/Base	2500Vrms
Minimum Insulation Resistance (@500VDC)		1000MΩ
Min.power factor		0.5
Ambient Operating Temperature Range		-30°C - +80°C
Ambient Storage Temperature Range		-30°C - +100°C
Weight [Typical]	10A/20A/30A	355g
	40A	540g
	75A	1062g

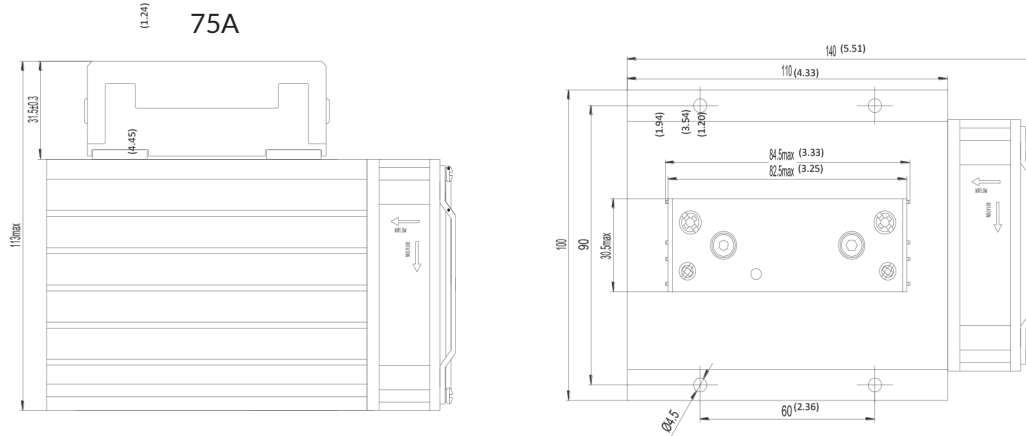
Application Note:

Suitable for temperature chamber, injection molding machine, packaging machine and etc.



Solid State Relay

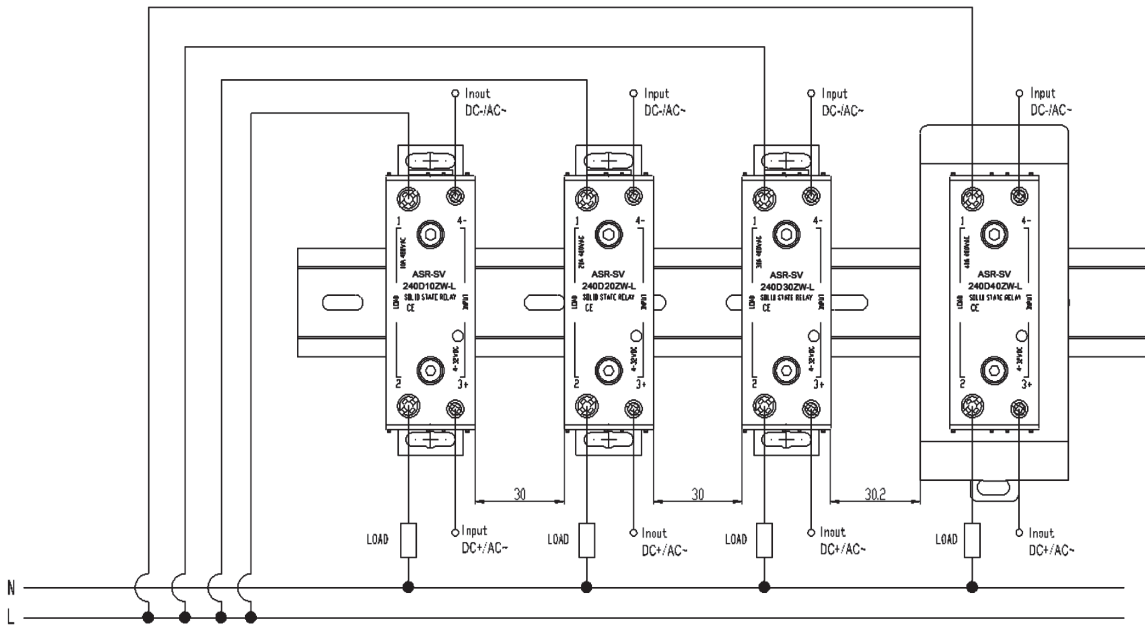
SV Series Single Phase AC Output



Connection Example:

When mounting relays side by side please see recommended minimum spacing below.

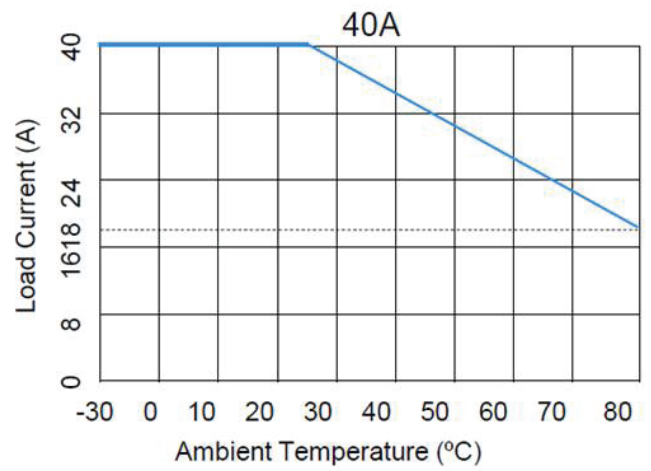
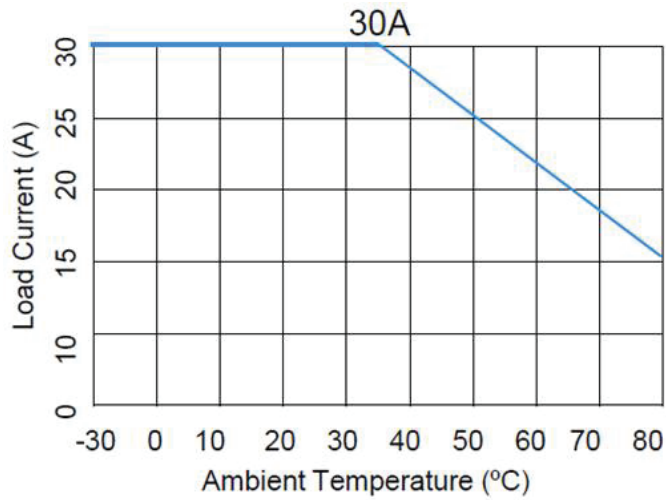
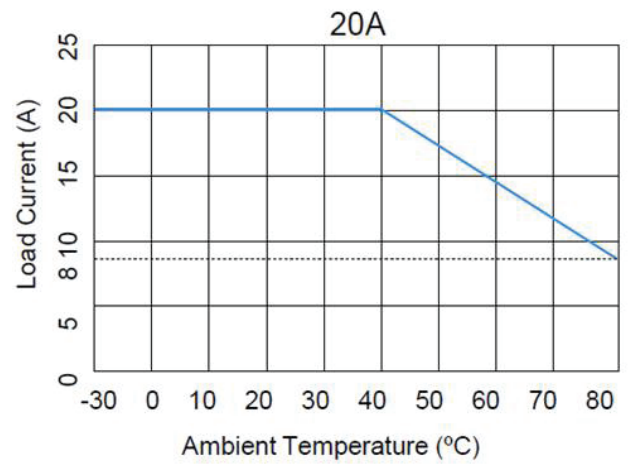
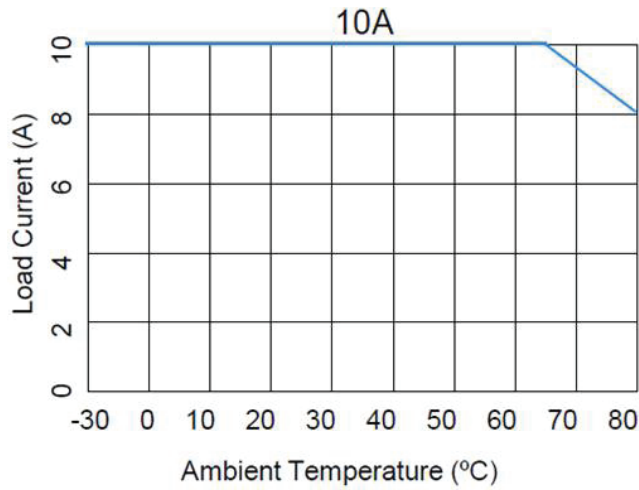
Please screw tight when assembling the SSR to your machine, just in case the heat generated.



Solid State Relay

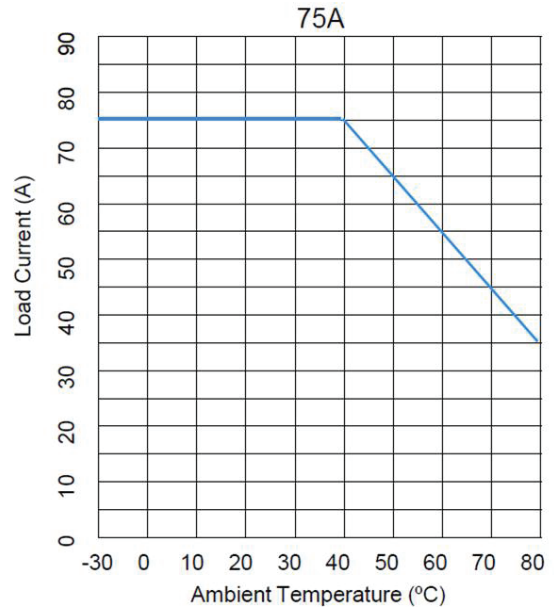
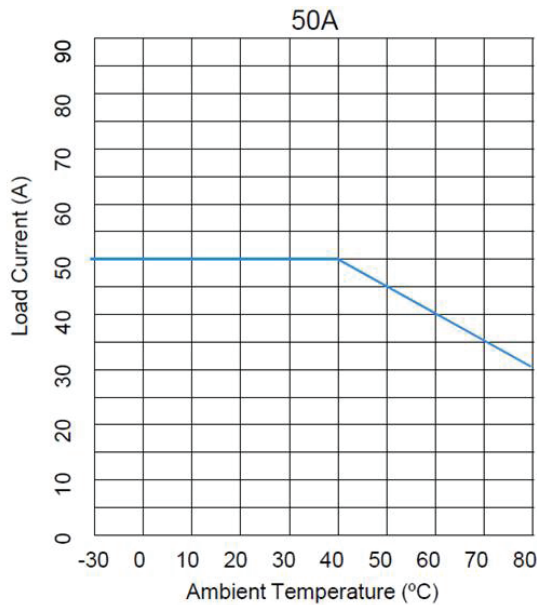
SV Series Single Phase AC Output

Thermal Curve




Solid State Relay

SV Series Single Phase AC Output



Attentions:

1. When ambient temperature is above 25°C, the maximum load current decreases. See thermal derating curve.
2. When connecting wiring to SSR please ensure screws are torqued down to the specs below.
3. Please use a suitable screwdriver to mount the relay, please refer to the following requirements:

	INPUT TERMINAL(3, 4)	LOAD TERMINAL(1, 2)	
Recommended Torque	0.6N-m	1N-m	
	5.31 in-lb	8.85 in-lb	
Stripping length	7mm (0.28in)	10mm (0.39in)	
Optional wire	Single core cable	1x0.5~2.5mm ²	1x1.5~6mm ²
		1x20 to 12 AWG	1x14 to 10 AWG
	Multi-core cable (with ferrule)	1x0.5~2.5mm ²	1x1.5~10mm ²
		1x20 to 12 AWG	1x14 to 10 AWG
	Use copper nose connection Input:W=6.5mm (0.26in) max Output: W=11.5mm (0.45in) max		

Product Certification



1741 Industrial Drive, No. 14 • Sterling, IL 61081
 Tel: 815-632-3150 • Fax: 815-632-3449
 www.altranmagnetics.com • sales@altranmagnetics.com

