

Solid State Relay

SK Series Single Phase AC Output



- Zero Crossing or Random-on Switching
- Rated 25A @ 24-660VAC
- SCR Output
- DC Input
- With Integrated Heatsink
- IP20 Touch Safe Housing
- Built-in RC Snubber Circuit
- 35mm DIN Rail Mount (EN50022)

Product Selection

ASR	—	SK	240	D	25	Z	-T	K
	Packing - : Bulk Packing A-Z	SK Series	Load Voltage 240:240VAC 600:600VAC	Control Voltage Type D:DC Control	Load Current 25:25Amp	Switching Mode Z: Zero Crossing R: Random- on	Overvoltage Protection Blank: Without M:MOV T:TVS	Heatsink K:ASR-HSK90 L:ASR-HSL90

Technical Specification

INPUT CIRCUIT		
Control Voltage Range	240VAC	3-32VDC
	600VAC	4-32VDC
Must Turn-on Voltage	240VAC	3VDC
	600VAC	4VDC
Must Turn-off Voltage		1VDC
Maximum Input Current		20mA@32VDC
Maximum Reverse Voltage		-32VDC

Solid State Relay

SK Series Single Phase AC Output

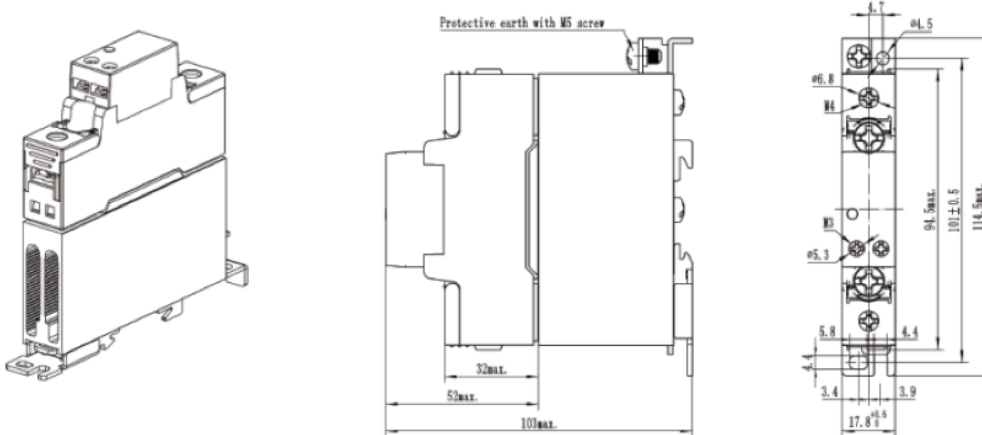
OUTPUT CIRCUIT		
Load Voltage	240VAC	24-280VAC
	600VAC	24 -660VAC
Maximum Turn-on Time	DC Input Random-on	1ms
	DC Input Zero-crossing	½ cycle + 1ms
Maximum Turn-off Time		½ cycle + 1ms
Maximum Operation Current (@25°C)	w/HSK90	30A
	w/HSL90	35A
Maximum Operation Current (@40°C)	w/HSK90	25A
	w/HSL90	30A
Maximum Surge Current (@10ms)		800A _{pk}
Maximum I ² t For Fusing [@10ms]		3200A ² S
Minimum Load Current		100mA
Transient Overvoltage	240V	800V _{pk}
	600V	1200V _{pk}
TVS Breakdown Voltage	240V	480V
	600V	1100V
Maximum Off-state Leakage Current [@ Rated Voltage]		3mA
Maximum On-state Voltage Drop [@ Rated Current]		1.5V _{rms}
Minimum Off-state dv/dt [@ Maximum Rated Voltage]		500V/μs

Solid State Relay

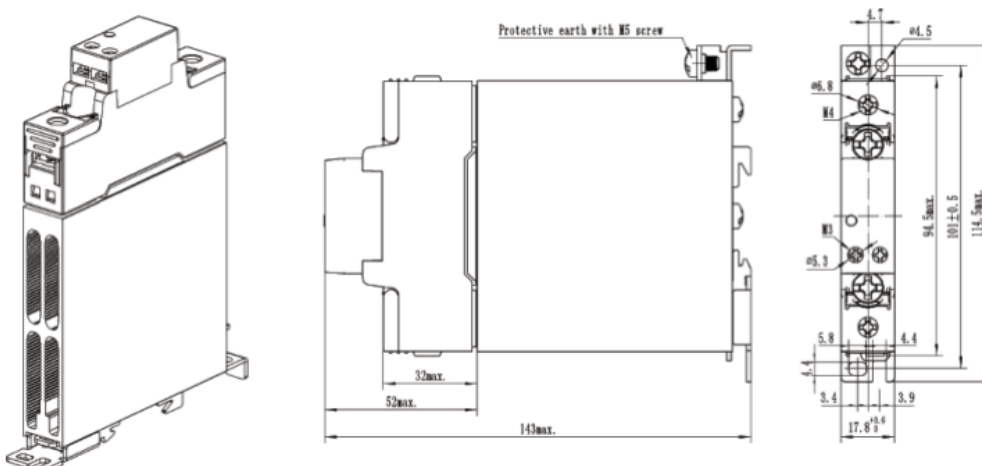
SK Series Single Phase AC Output

GENERAL INFORMATION (TA=25°C)		
Dielectric Strength [50/60Hz]	Input/Output	4000Vrms
	Input,Output/Base	4000Vrms
Insulation Resistance		1000MΩ
Ambient Operating Temperature Range		-30°C - +80°C
Ambient Storage Temperature Range		-30°C - +100°C
Weight [Typical]	w/HSK90	190g
	w/HSL90	260g

With HSK90 Heatsink



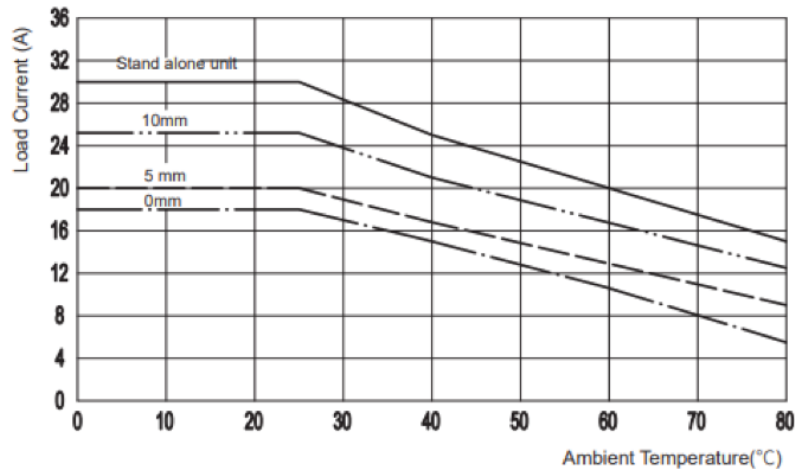
With HSL90 Heatsink



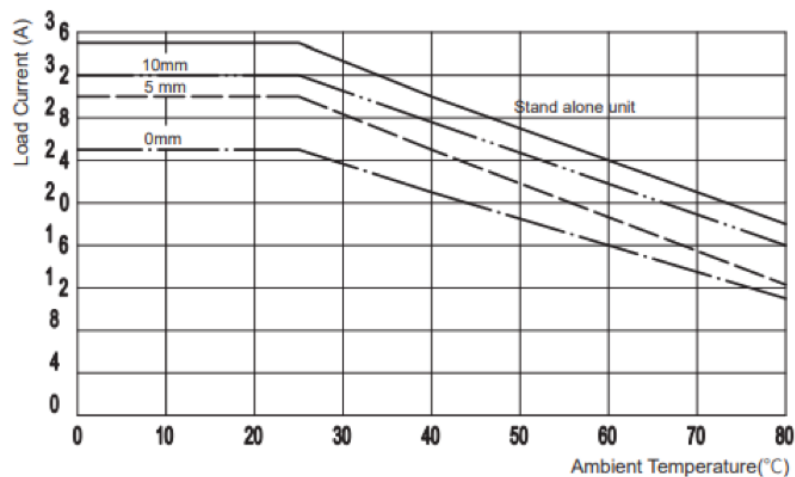
Solid State Relay

SK Series Single Phase AC Output

With HSK90 Heatsink



With HSL90 Heatsink



Attentions:

1. When ambient temperature is above 25°, the maximum load current decreases. See thermal derating curve.
2. When connecting wiring to SSR please ensure screws are torqued down to the specs below.
3. Please use a suitable screwdriver to mount the relay, please refer to the following requirements:

	INPUT TERMINAL	LOAD TERMINAL	P.E. SCREW
Recommended Torque	(0.35-0.5) N-m	(0.98-1.37) N-m	< 1.5 N-m
	(3.1-4.4) in-lb	(8.7-12.1) in-lb	< 13.2 in-lb

Product Certification



1741 Industrial Drive, No. 14 • Sterling, IL 61081
 Tel: 815-632-3150 • Fax: 815-632-3449
 www.altranmagnetics.com • sales@altranmagnetics.com

