




















DC Contactor Selection Chart

Family	Current Carry	Operating Voltage	Coil Voltage	Coil Economizer	Polarized/Bidirectional	Aux Option	Contact Arrangement	Mounting	Arc Chamber Seal	Certifications	
AEV20E	20A+	12-750VDC	12, 24	No	Polarized	No	SPST-NO	PCB, Tabs	Epoxy Resin	UL Pending	
ASEV30	30A+	12-900VDC	12, 24	No	Polarized	No	SPST-NO	Bottom	Epoxy Resin	CE cULus	
ASEV50	50A+	12-900VDC	12, 24, 48	No	Polarized	No	SPST-NO	PCB	Epoxy Resin		
ALEV50	50A+	12-900VDC	12, 24, 48	No	Both	Yes	SPST-NO	Bottom, Side	Epoxy Resin	CE cULus	
AREV50	50A+	12-1500VDC	12, 24, 48	No	Both	Yes	SPST-NO, SPST-NC, Latching	Bottom, Side	Epoxy Resin		
AEVT60	60A+	12-750VDC	12, 24	No	Polarized	No	SPST-NO	Bottom	Ceramic	CE	
ALEV100	125A+	12-1000VDC	12, 24, 48	No	Both	Yes	SPST-NO	Bottom, Side, PCB	Epoxy Resin	CE cULus	








DC Contactor Selection Chart

Family	Current Carry	Operating Voltage	Coil Voltage	Coil Economizer	Polarized/Bidirectional	Aux Option	Contact Arrangement	Mounting	Arc Chamber Seal	Certifications	
ASEV150	150A+	12-900VDC	12-24	PWM	Polarized	No	SPST-NO	PCB	Epoxy Resin		
AEV150	150A+	12-900VDC	12-24	PWM	Both	Yes	SPST-NO	Bottom	Epoxy Resin	CE cULus	
AEVT150	150A+	12-750VDC	12, 24	No	Polarized	No	SPST-NO	Bottom, Side	Ceramic	CE cULus	
AREVS150	200A+	12-900VDC	12, 24, 48, 12-24	Single Coil PWM	Both	Yes	SPST-NO	Bottom, Side	Epoxy	CE	
AEVT200	200A+	12-750VDC	12, 24	No	Polarized	No	SPST-NO	Bottom, Side	Ceramic	CE	
AGX11	250A+	12-800VDC	12, 24, 48	Dual Coil	Polarized	Yes	SPST-NO	Chassis	Ceramic	Pending	








DC Contactor Selection Chart

Family	Current Carry	Operating Voltage	Coil Voltage	Coil Economizer	Polarized/Bidirectional	Aux Option	Contact Arrangement	Mounting	Arc Chamber Seal	Certifications	
ASEV250	250A+	12-900VDC	9-36	PWM	Polarized	No	SPST-NO	PCB	Epoxy Resin		
AEVE250	250A+	12-1000VDC	12, 24	No	Bidirectional	No	SPST-NO	Bottom, Side	Ceramic	CE	
AEVT250D	250A+	12-800VDC	12	No	Bidirectional	No	SPST-NO	Bottom	Ceramic		
AEVE300	300A+	12-1000VDC	12, 24	No	Bidirectional	No	SPST-NO	Bottom, Side	Ceramic	CE	
AEVTS300	300A	12-1800VDC	12, 24, 48	Dual Coil	Polarized	Yes	SPST-NO	Bottom	Ceramic	CE cULus	
AXV200	350A+	12-1500VDC	12, 24, 48	Yes	Both	Yes	SPST-NO	Bottom, Side, PCB	Ceramic	Pending	
AEVTS350	350A+	12-1800VDC	12, 24, 48	Dual Coil	Polarized	Yes	SPST-NO	Bottom	Ceramic	CE cULus	






DC Contactor Selection Chart

Family	Current Carry	Operating Voltage	Coil Voltage	Coil Economizer	Polarized/Bidirectional	Aux Option	Contact Arrangement	Mounting	Arc Chamber Seal	Certifications	
AEVT350	350A+	12-1800VDC	12, 24	PWM	Polarized	Yes	SPST-NO	Bottom	Ceramic	CE cULus	
AGX14	350A+	12-800VDC	12, 24, 48	Dual Coil	Polarized	Yes	SPST-NO	Chassis	Ceramic	Pending	
AGXL14	350A+	12-800VDC	12, 24, 48	Latching	Polarized	Yes	Latching	Chassis	Ceramic	Pending	
AES400	400A+	12-1000VDC	12-24, 24	PWM	Polarized	Yes	SPST-NO	Bottom	Epoxy Resin	CE cULus	
AEVTS400	400A+	12-1800VDC	12, 24, 48	Dual Coil	Polarized	Yes	SPST-NO	Bottom	Ceramic	CE cULus	
AEVT400	400A+	12-1800VDC	12, 24	PWM	Polarized	Yes	SPST-NO	Bottom	Ceramic	CE cULus	
ARLEV200	500A+	12-900VDC	12, 24, 48,	No	Polarized	Yes	SPST-NO	Bottom, Side	Epoxy	Pending	

DC Contactor Selection Chart

Family	Current Carry	Operating Voltage	Coil Voltage	Coil Economizer	Polarized/ Bidirectional	Aux Option	Contact Arrangement	Mounting	Arc Chamber Seal	Certifications	
AEVE400	400A+	12-800VDC	12, 24	No	Polarized	No	SPST-NO	Bottom	Ceramic		
AEVF400	400A+	12-1000VDC	12, 24	No	Bidirectional	No	SPST-NO	Bottom, Side	Ceramic	Pending	
AREV250	500A+	12-900VDC	12-24, 48	PWM, Dual Coil	Both	Yes	SPST-NO, SPST- NC	Bottom, Side	Epoxy	CE	
AREV250L	500A+	12-900VDC	12, 24, 48	Latching	Both	Yes	Latching	Bottom, Side	Epoxy	CE	
AEV250	500A+	12-1000VDC	12-24, 48-72, 72	PWM	Both	Yes	SPST-NO	Bottom	Epoxy Resin	CE cULus	
APV500	500A+	12-900VDC	12, 24, 48	PWM, Dual Coil	Both	Yes	SPST-NO	PCB	Epoxy Resin	Pending	
AES500	500A+	12-1500VDC	12-24	PWM	Bidirectional	Yes	SPST-NO	Bottom	Epoxy Resin	CE cULus	

DC Contactor Selection Chart

Family	Current Carry	Operating Voltage	Coil Voltage	Coil Economizer	Polarized/ Bidirectional	Aux Option	Contact Arrangement	Mounting	Arc Chamber Seal	Certifications	
AEVT500	500A+	12-1800VDC	12, 24	Dual Coil	Bidirectional	Yes	SPST-NO	Bottom	Ceramic	CE cULus	
AEVT600	600A+	12-1800VDC	12, 24	Dual Coil	Bidirectional	Yes	SPST-NO	Bottom	Ceramic		
AES600	600A+	12-1000VDC	12-24, 24	PWM	Polarized	Yes	SPST-NO	Bottom	Epoxy Resin	CE cULus	
AGX16	600A+	12-800VDC	12, 24, 48	Dual Coil	Polarized	Yes	SPST-No	Chassis	Ceramic	Pending	
AGXL16	600A+	12-800VDC	12, 24, 48	Latching	Polarized	Yes	Latching	Chassis	Ceramic	Pending	
AEVT1000	1000A+	12-1800VDC	12-24	Dual Coil	Bidirectional	Yes	SPST-NO	Bottom	Ceramic		